


ENGINE EXHAUST SILENCERS

PHILLIPS & TEMRO
industries®

MANUFACTURER OF  SILENCERS AND ACCESSORIES

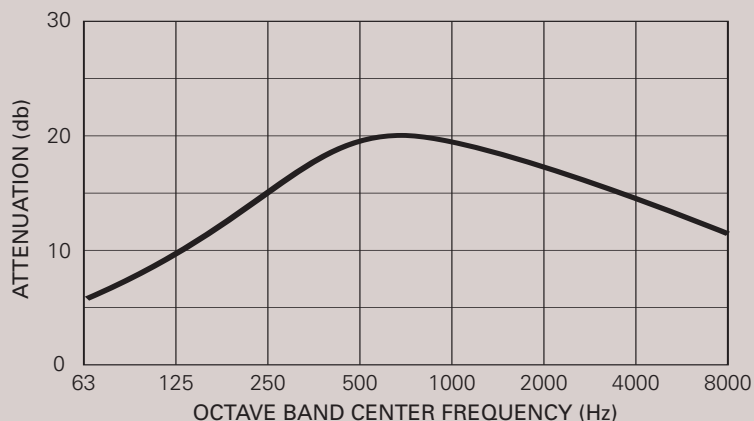


Standard Silencer Application

Heavy-duty residential grade series silencer is recommended for use on turbo charged engines. Provides effective noise reduction in residential areas.

Average Attenuation 12-18 dB

REPRESENTATIVE ATTENUATION CURVE
FOR "TAU" SERIES SILENCERS



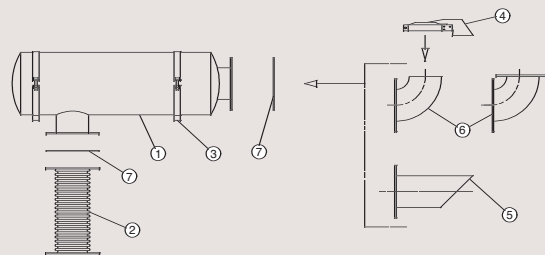
LOW PRESSURE DROP TAU SERIES: RESIDENTIAL GRADE

Standard Construction Features

- Aluminized steel standard for silencers up to 26 inch body diameter
- Carbon steel standard for silencers 28 inch body diameter and larger
- All welded steel construction
- Can be mounted vertically or horizontally
- Standard high temperature (1000° F) satin black finish
- Standard 125/150# ANSI drilled plate flanges on inlet and discharge
- Straight-through absorption type

Optional Construction Features and Accessories

- Stainless steel construction
- Special inlet and outlet connections
- Special inlet and outlet locations
- Vertical mounting lugs
- Horizontal mounting saddles
- Mounting bands
- Horizontal and vertical shell legs
- Special acoustical designs
- Inspection openings
- Air leak tests
- Complete line of engine exhaust accessories



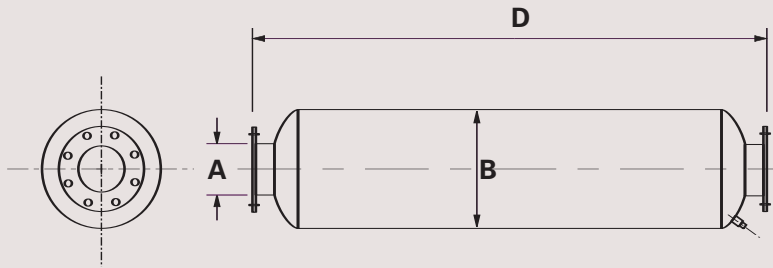
Engine Exhaust Silencer & Accessories:

1. Silencer
2. Flex Connector
3. Mounting Band
4. Rain Cap
5. Mitered Exhaust
6. Elbows
7. Flange / Gasket

ENGINE EXHAUST SILENCERS

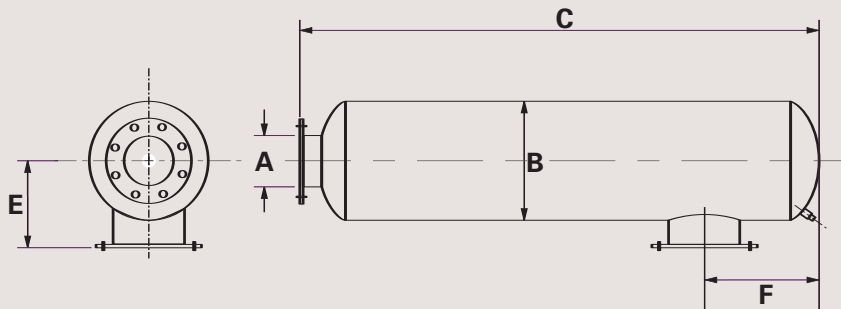
MODEL TAU SERIES RESIDENTIAL GRADE

End Inlet/End Outlet



2 inch to 3 1/2 inch standard with male NPT connections; 4 inch and larger standard with 125/150# ANSI drilled plate flange connections.

Side Inlet/End Outlet



End Inlet/End Outlet

Part Number	A	B	D	WT
TAUE-05-980400	5	10	48	71
TAUE-06-980401	6	10	60	75
TAUE-08-980402	8	14	66	140
TAUE-10-980403	10	16	70	180
TAUE-12-980404	12	18	70	225
TAUE-14-980405	14	20	88	340
TAUE-16-980406	16	24	108	480
TAUE-18-980407	18	26	108	540
TAUE-20-980408	20	28	132	840
TAUE-22-980409	22	36	136	1140
TAUE-24-980419	24	36	196	1600

Side Inlet/End Outlet

Part Number	A	B	C	E	F	WT
TAUS-05-980415	5	10	45	9	4	71
TAUS-06-980416	6	10	57	9	7	75
TAUS-08-980009	8	14	62	11	8	140
TAUS-10-980007	10	16	67	12	10	180
TAUS-12-980188	12	18	67	13	11	225
TAUS-14-980420	14	20	85	14	12	340
TAUS-16-980016	16	24	105	16	14	480
TAUS-18-980422	18	26	105	18	18	540
TAUS-20-to be assigned	20	28	132	19	19	840
TAUS-22-to be assigned	22	36	136	22	21	1140
TAUS-24-to be assigned	24	36	196	22	22	1600

• Larger sizes available upon request.

Dimensions in inches, weights in pounds. Dimensions and weights are nominal and may vary slightly with production models. Request certified drawings for exact dimensions.

Custom sizing available for specific applications

Phillips & Temro Industries, Inc.

Silencer Division • Prior Lake MN 55372 • (952) 440-9200 • Fax: (952) 440-3400 • E-mail: sales@phillipsandtemro.com

www.phillipsandtemro.com